

Online Meeting Guide

Marquis Macadamias AGM
26 Aug 2022, 10:30am AEST



Attending the meeting virtually

Those attending online will be able to view a live webcast of the meeting. Shareholders and appointed proxies can ask questions and submit votes in real time.

To participate online visit web.lumiagm.com/308502875 on your smartphone, tablet or computer.

You will need the latest versions of Chrome, Safari, Edge or Firefox. Please ensure your browser is compatible.

To log in, you must have the following information:

Meeting ID: 308-502-875

If you are in Australia

- **Username**
(SRN - Shareholder Reference Number)
- **Password**
(Postcode of your registered address)

If you are overseas

- **Username**
(SRN - Shareholder Reference Number)
- **Password**
(Three-character country code)
 - New Zealand - **NZL**
 - United Kingdom - **GBR**
 - United States of America - **USA**
 - Canada - **CAN**
 - South Africa - **ZAF**

Appointed Proxies

To receive your unique username and password, please contact Ruth Betti on +61 7 3025 4900.

Guests

To register as a guest, you will need to enter your name and email address.

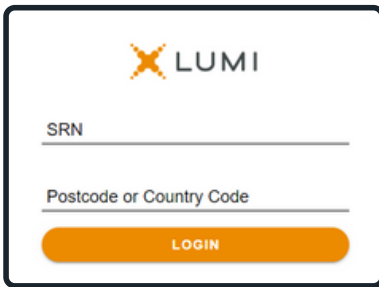
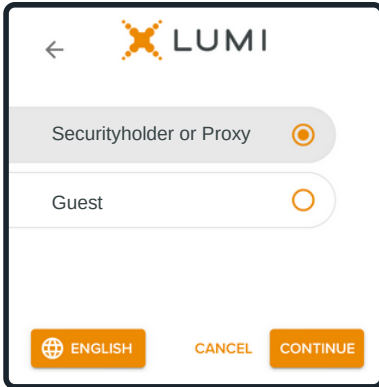
Participating at the meeting

- 1** To participate in the meeting, you will be required to enter the unique 9-digit Meeting ID as provided above.

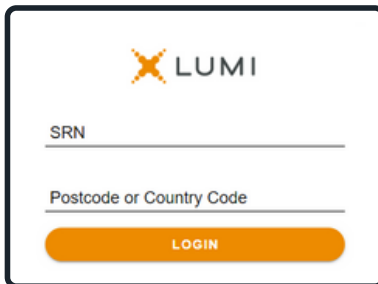
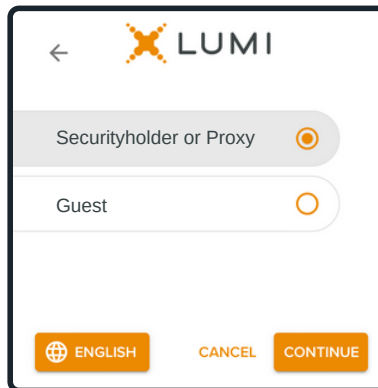
- 2** To proceed into the meeting, you will need to read and accept the Terms and Conditions

3 Select the relevant log in option to represent yourself in the meeting.
Note that only shareholders and proxies can vote and ask questions in the meeting.

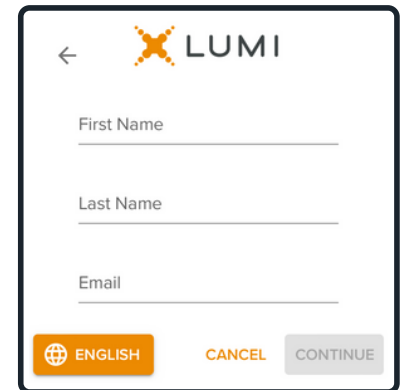
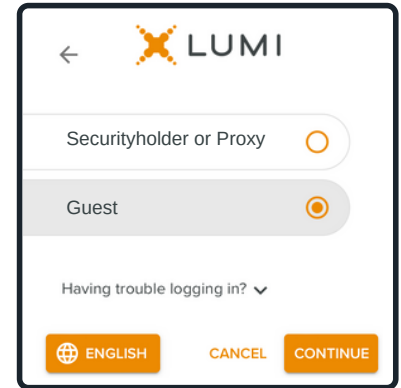
To register as a shareholder, select 'Securityholder or Proxy' and enter your SRN and Postcode or Country Code.



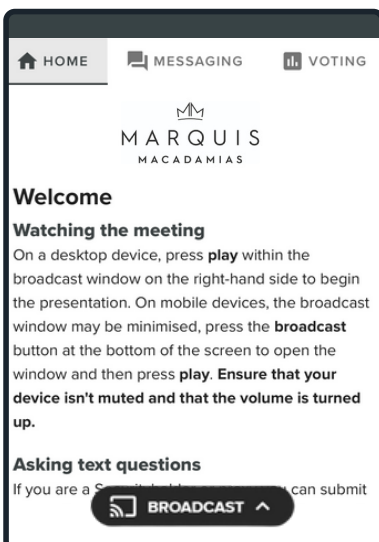
To register as a proxyholder, select 'Securityholder or Proxy' and you will need your username and password as provided by Marquis Macadamias. In the 'SRN' field enter your username and in the 'Postcode or Country Code' field enter your password.



To register as a guest, select 'Guest' and enter your name and email address.



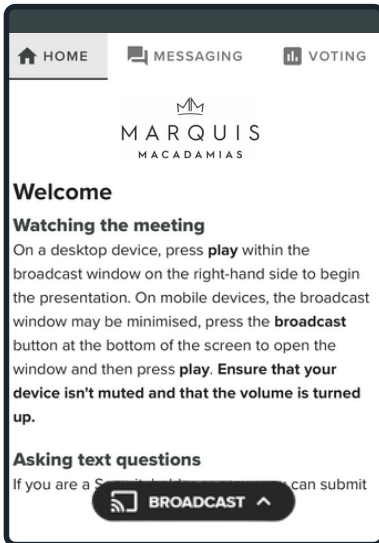
4 Once logged in, you will see the home page, which displays the meeting title and instructions.



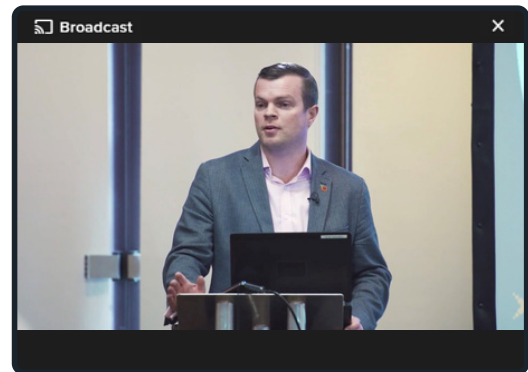
5 On a desktop device the webcast will appear at the side automatically. On a mobile device, select the broadcast icon at the bottom of the screen to watch the webcast.



6 During the meeting, mobile users can minimise the webcast at any time by selecting the arrow by the broadcast icon. You will still be able to hear the meeting. Selecting the broadcast icon again will reopen the webcast.



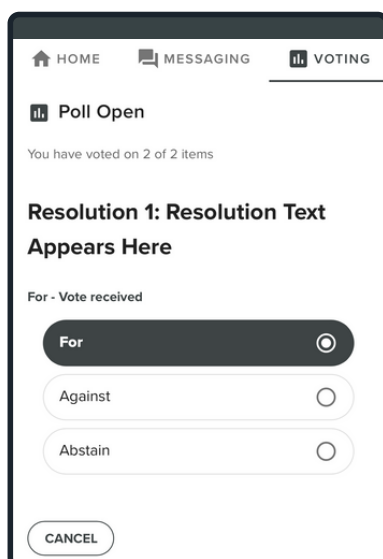
7 Desktop / Laptop users can watch the webcast full screen, by selecting the full screen icon. To reduce the webcast to its original size, select the X at the top of the broadcast window.



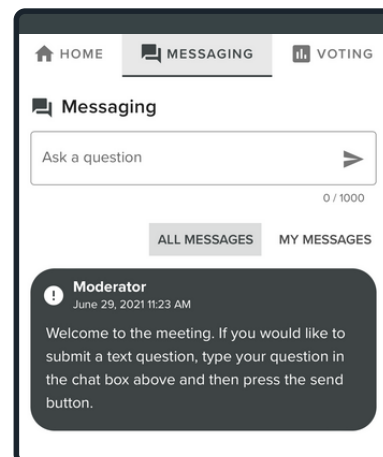
8 For shareholders and appointed proxies only. When the Chair declares the poll open:

- A voting icon will appear on screen and the meeting resolutions will be displayed
- To vote, select one of the voting options. Your response will be highlighted
- To change your vote, simply select a different option to override

There is no need to press a submit or send button. Your vote is automatically counted. Votes may be changed up to the time the Chair closes the poll.

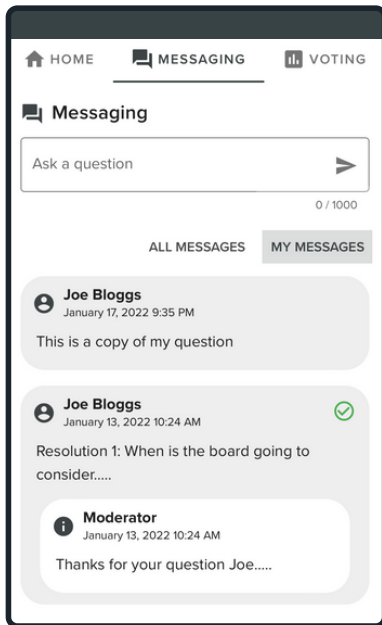


9 For shareholders and appointed proxies only. To ask a written question tap on the messaging icon, type your question in the chat box at the top of the screen and select the send icon. Confirmation that your message has been received will appear.



10 For shareholders and appointed proxies only. Questions sent via the Lumi platform may be moderated before being sent to the Chair. This is to avoid repetition and remove any inappropriate language.

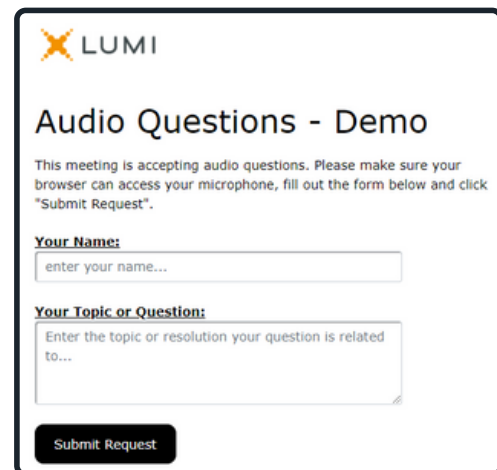
A copy of your sent questions, along with any written responses from the meeting team, can be viewed by "selecting my messages".







11 For shareholders and appointed proxies only. To ask a question verbally:

- Pause the broadcast
- Click on the link under "Asking Audio Questions" on the home tab 🏠
- Enter the requested details
- Click "Submit Request"
- Follow the audio prompts to connect

You will hear the meeting while you wait to ask your question.



Icon descriptions

-  **Home tab** - displays meeting instructions and audio questions link
-  **Messaging tab** - Submit written questions or comments
-  **Voting tab** - View and selection voting options. Only visible once the chair opens voting
-  **Documents tab** - View documents relating to the meeting, if available